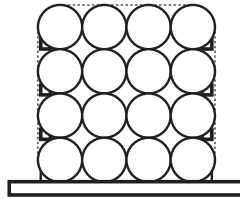
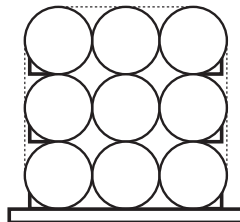


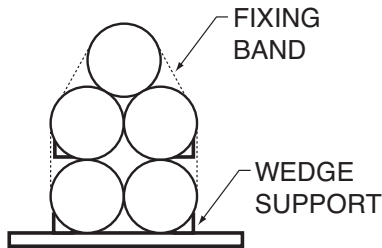
## HELIBORE PIPE TRANSPORTATION METHOD



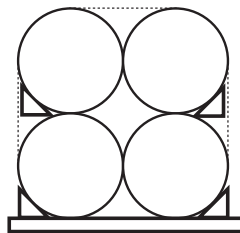
Ø600



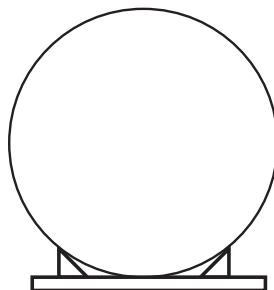
Ø700 TO Ø900



Ø1000



Ø1100 TO Ø1400



Ø1500 TO Ø3600

### WEIGHT GUIDE FOR UNLOADING

#### SIZE RANGE HELIBORE 68

Clear Internal Diameter (m)	WEIGHT PER METRE (kg) HELIBORE 68					Clear End Area (m <sup>2</sup> )
	STEEL THICKNESS (mm)					
	1.5	2.0	2.5	3.0	3.5	
0.3	14	-	-	-	-	0.07
0.4	18	-	-	-	-	0.13
0.5	23	-	-	-	-	0.20
0.6	27	36	-	-	-	0.28
0.7	32	41	-	-	-	0.38
0.8	36	47	-	-	-	0.50
0.9	41	53	66	79	90	0.64
1.0	45	59	73	87	100	0.78
1.1	50	65	80	95	109	0.95
1.2	54	72	89	106	118	1.13

INDICATIVE WEIGHTS FOR GALVANISED PIPES

#### SIZE RANGE HELIBORE 125

Clear Internal Diameter (m)	WEIGHT PER METRE (kg) HELIBORE 125					Clear End Area (m <sup>2</sup> )
	STEEL THICKNESS (mm)					
	1.5	2.0	2.5	3.0	3.5	
1.2	55	73	90	108	124	1.13
1.4	65	85	105	125	145	1.54
1.5	69	91	113	134	156	1.77
1.6	74	97	120	143	166	2.01
1.8	83	109	135	161	187	2.55
2.0	92	121	150	178	207	3.14
2.2	102	133	165	196	227	3.80
2.4	-	145	179	214	248	4.52
2.6	-	-	194	231	268	5.31
2.8	-	-	-	249	289	6.16
3.0	-	-	-	267	309	7.07
3.2	-	-	-	-	329	8.04
3.4	-	-	-	-	350	9.08
3.6	-	-	-	-	371	10.18

INDICATIVE WEIGHTS FOR GALVANISED PIPES

27.06.2011